

Segment8 Rejector



Segment8 Rejector

High speed standing rejection
and diversion

Standing Rejection and Lane Diversion

The TapTone Segment8 rejector is a high speed rejection system for standing rejection and lane diversion. The Segment8 rejector is compatible with T550 and PRO Series user interfaces. It is available in two configurations, the standard Segment8 (for use with a TapTone inspection system) and the Segment8 Solo (pictured on the back - for use on any production line). Both the Segment8 and Segment8 Solo are floor mounted and come with either a fixed height stand or a motorized height adjustment for simple push button product changeover.

Benefits

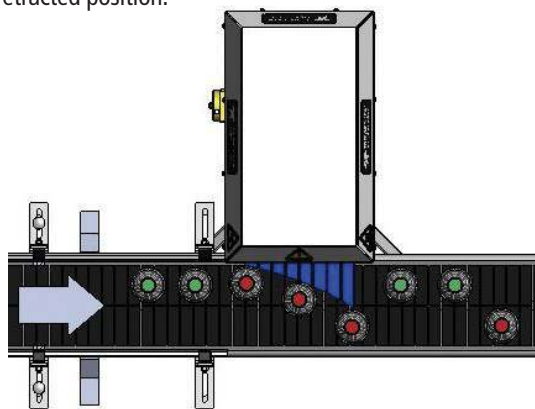
- Standing rejection for rigid stable containers
- No conveyor modifications required; rejector is floor mounted next to existing conveyor
- Push button, motorized height adjustment or fixed height stand
- Optional "reject all" mode
- Easy operation using a color touch screen and icon driven menus
- Up to 5 inches (127mm) of displacement
- Wash down safe

Applications

- Cans
- Juice bottles
- Glass bottles
- Condiment containers
- Household chemicals
- Nutraceutical products
- Personal care & cosmetics

How It Works

When a reject signal is received, a solenoid is actuated, allowing air to extend the cylinder, which guides (not pushes) the faulty container off the production line. The length of time the cylinder is extended is a function of the duration of the reject signal. When the signal ceases, the cylinder is returned to the home or retracted position.



TapTone Segment8 Rejector

SYSTEM SPECIFICATIONS

General Specifications

Operating Speed (max)	Up to 800 cpm (space dependent)/48/k hour
Compatible with	T550 and PRO Series user interfaces
Operating Conditions	Stable Ambient Temperature: 0° - 50° C (32° to 122° F) Relative Humidity: 0 – 95% maximum, non-condensing
Weight:	54 kg (120 lbs)
Displacement:	Up to 5 inches (127mm)
Spacing:	1.5 inches minimum
Number of segments:	Eight
Power Requirements	Voltage: 110-120V/ 220-240V Current: 3A / 1.5A, single phase
Operating Air:	Up to 100 psi/ 6.9 bar maximum
Material:	Stainless Steel and Delrin
Mounting:	Tripod floor mount
Rating:	NEMA 4X, IP65

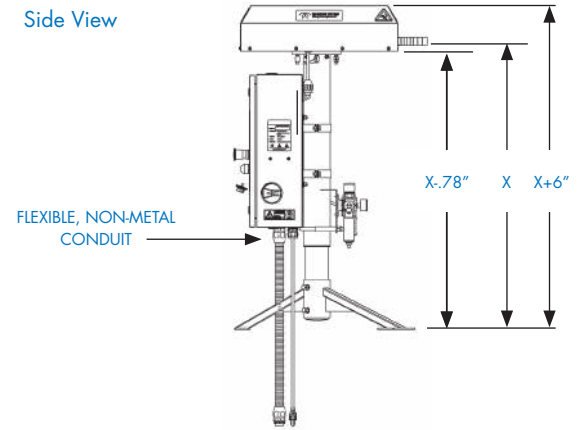
Segment8 Rejector



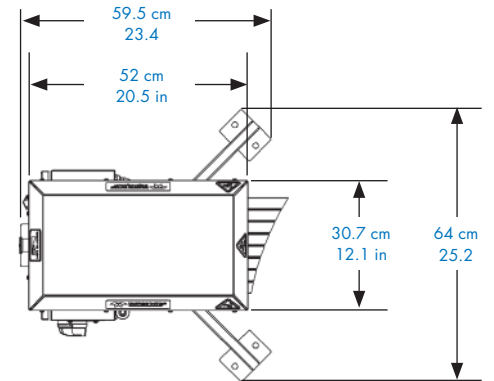
Segment8 Solo

Segment8 Rejector

Side View



Top View



Segment8 Rejector

| Compatible Systems

- T550
- PRO Series



49 Edgerton Drive • North Falmouth, MA 02556 USA

P: +1 508.563.1000

F: +1 508.564.9945

E-Mail: taptone@teledyne.com